

SONY
make.believe

Now you can present
wirelessly
from mobile devices

Eco innovations designed to save the world
for the next generation

E - Series Data Projectors



WXGA VPL-EW276, VPL-EW246,
VPL-EW226

XGA VPL-EX276, VPL-EX272,
VPL-EX246, VPL-EX242,
VPL-EX226, VPL-EX222

 Up To **7,000** hrs

Reduces TCO with Long Lasting Lamp



VueMagic™
Mobile Presenter*

 -15% Quick Restart
-30%

Power Saving with New Auto
Lamp Control Technology

 Pic Blank Quick Restart
-30%

Low Power Consumption with
New Picture Blank Function

*VueMagic is a registered trademark of Pixelworks, Inc.



BrightEra™ **HDMI**

Good TCO, Energy-efficient Design and Operational Convenience

The VPL-E200 Series delivers a full range of brightness options to meet virtually any type of education or business projection environment

Sony's VPL-E200 Series data projectors are economically designed for optimum energy efficiency, thanks to their Auto Power Saving function with lamp control technology, energy saving design, and long-lasting lamp. Additionally a variety of network functions such as Web Control and Network Presentation can be performed. Rich inputs and outputs are provided, to suit a broad range of applications.

The VPL-EW276, VPL-EW246, and VPL-EW226 present clear and dynamic images in native WXGA resolution on a widescreen with high brightness (up to 3700 lumens) while the VPL-EX276, VPL-EX272, VPL-EX246, VPL-EX242, VPL-EX226, and VPL-EX222 provide high picture quality in native XGA resolution, also with up to 3700 lumens brightness.* Delivering superb images along with simple operation, Sony's VPL-E200 Series projectors provide an excellent balance between quality and cost, ideal for use in education or business.

* VPL-EW276, VPL-EX276 & VPL-EX272: 3700 lumens; VPL-EX246 & VPL-EX242: 3200 lumens; VPL-EW246: 3100 lumens; VPL-EX226 & VPL-EX222: 2700 lumens; VPL- EW226: 2600 lumens.


FEATURES

Good TCO, Energy-efficient Design

Auto Power Saving Function

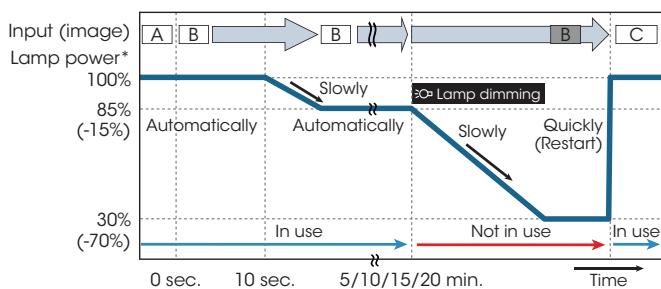
• Auto Mode (Auto Brightness Adjustment Function)

The brightness of the lamp's output is automatically adjusted depending on the brightness of the projected image, to avoid unnecessary power consumption. When showing darker images that don't require high brightness, lamp output decreases.



• Lamp Dimming Function

The VPL-E200 Series projectors are equipped with a lamp dimming function. After 10 seconds of a static signal feed, the lamp dims by approximate 15% which is hardly noticeable. If one of these projectors is left powered on while not in use, after a set period of time it will automatically detect no change of signal input and will dim the lamp to as low as approximate 30% of original brightness to significantly reduce energy consumption.

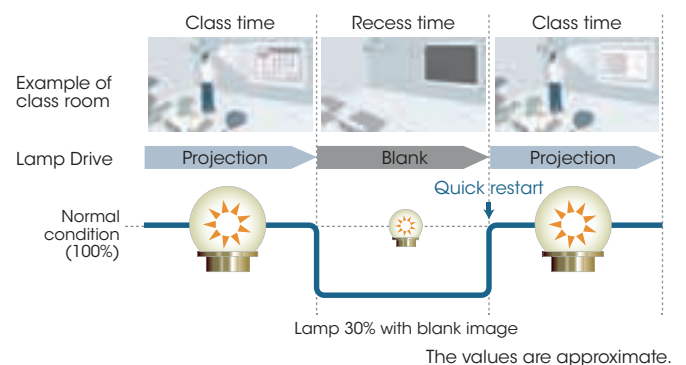


Lamp dimming scheme

* Lamp high mode. The values are approximate.

• Blank

The VPL-E200 Series projectors can temporarily disable video signal output. This function can be easily operated with just the touch of a button on the supplied Remote Commander unit. In addition, this function allows blank image projection with low power consumption using lamp control technology.



Energy Saving design

The VPL-E200 Series projectors offer remarkably low power consumption, allowing users to make significant savings on their electricity expenses.

ECO MODE Key

With a single push of the ECO MODE key on either the projector or the supplied Remote Commander™ unit, users can select an energy-saving setting from the ECO Mode menu.

Long-lasting Lamp

By incorporating a high-performance lamp and advanced lamp-control technology, the VPL-E200 Series projectors deliver an extremely long lamp replacement time of 7,000 hours.*

* Approximate recommended period, in low mode.

Lamp and Filter Synchronized Maintenance

The expected lamp maintenance time for each model can reach up to 7,000 hours depending on the selected lamp mode, and dust filters require the same maintenance interval. Synchronizing the timing of lamp and filter maintenance enables users to reduce the numbers of "ladder climbs" for maintenance.

A Variety of Network Functions - Via LAN Cable or Wirelessly

Web Control

When VPL-E200 Series projectors are installed in a local area network (LAN), their versatile network functions are available to any PC on that network. Installation can be via a LAN cable, and there is no need to install additional software on the PC.

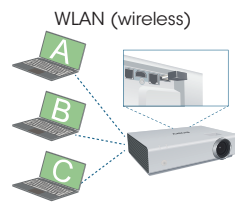

Network Presentation

When VPL-E200 Series projectors are installed on a LAN, presentations can be projected from any PC on the network - whether connected via a LAN cable or wirelessly.*¹

*¹ The optional IFU-WLM3 is required.

Up to four users can project PC images simultaneously; up to eight users*² can connect to one projector.

*² Up to seven users for wireless.



Tablet Device and Smart Phone Connection (wireless)

The wireless presentation capability makes it easy to present files from your tablet device or smart phone. You can project jpg, pdf, PowerPoint, and other supporting formats. This requires a simple software download.*



* The application VueMagic™ Mobile Presenter is provided by Pixelworks, Inc. downloaded from App. Store. For details, please visit the following website. <http://PWPresenter.pixelworks.com>



USB Media Viewer

By attaching a USB memory device* to the VPL-E200 Series USB connector, the operator can directly project data files stored on the USB memory device. Supported file formats are JPG, BMP, PNG, TIF, and GIF.

* USB memory device is not included.



Broad Range of Applications

Convenient, Simple Projector Adjustment

The projectors' 1.6x* flexible standard zoom lens allows the projector to fit wide range of installations, and simplifies replacement of an existing projector.

* The VPL-EX222 is a 1.2x zoom projector; the VPL-EW226, VPL-EX242, and VPL-EX246 are 1.3x zoom projectors.

Throw ratio*	1.0:1	1.5:1	2.0:1
VPL-EW276 (1.6x)	1.10:1	1.79:1	
VPL-EW226/EX242/EX226 (1.3x)		1.37:1	1.80:1
VPL-EW246/EX276/EX272/EX246 (1.6x)		1.40:1	2.27:1
VPL-EX222 (1.2x)		1.47:1	1.77:1

1.5:1-1.8:1: Typical 1.2x compact projectors throw ratio

* Throw distance=Throw ratio x Screen width. The values are approximate.

Multiple Inputs & Outputs

VPL-E200 Series projectors include a high wattage speaker (16 W)* and a variety of interfaces (2xRGB, HDMI, S-Video, RS-232C, RJ-45, USB Type-A, USB Type-B, and Microphone inputs*) that accept a wide variety of inputs signals, greatly expanding system connection possibilities.

* The VPL-EW276, VPL-EW246, VPL-EW226, VPL-EX276, VPL-EX246, & VPL-EX226.

Superb Picture Quality

Brilliant Color Performance

The VPL-E200 Series projectors adopt a 3LCD projection system incorporating three LCD panels. This system enables each projector to present bright and natural images. By combining an advanced generation of inorganic LCD panels that utilize Sony's BrightEra™ technology with a 3LCD projection system, the VPL-E200 Series projectors offer high picture quality and brightness.

12-bit 3D Gamma Correction

The VPL-E200 Series projectors incorporate 12-bit 3D gamma correction circuitry to perform highly accurate gamma correction, achieving smoother gradations and a richer gray scale.

Film mode

Smooth, high-quality images are reproduced using a high-performance processor for I/P conversion. Source signals suitable I/P conversion are processed automatically, and extremely accurate images are reproduced.

Other Features

Closed Captioning

Official teletext broadcasting, developed by the NCI, USA

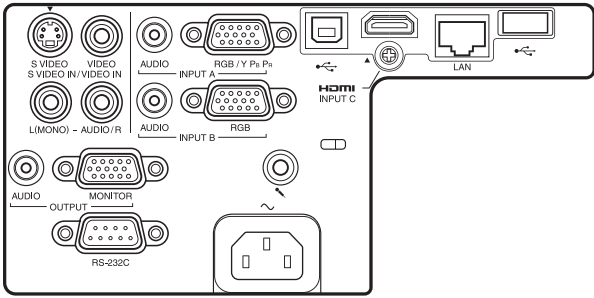
Network and Control

Controls and monitors projector status
Compatible with various control systems

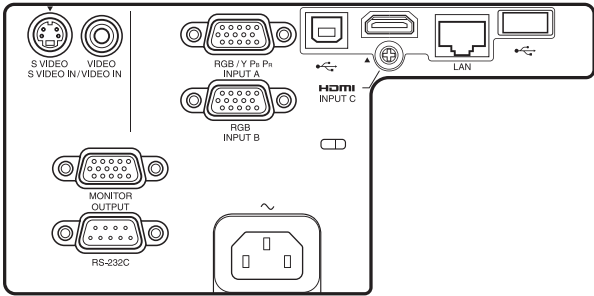


CONNECTOR PANELS

VPL-EW276 / VPL-EW246 / VPL-EW226
 VPL-EX276 / VPL-EX246 / VPL-EX226



VPL-EX272 / VPL-EX242 / VPL-EX222



OPTIONAL ACCESSORIES



LMP-E212
 Projector Lamp (for replacement)

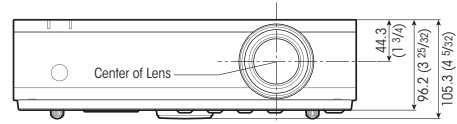


IFU-WLM3
 USB wireless LAN module

DIMENSIONS

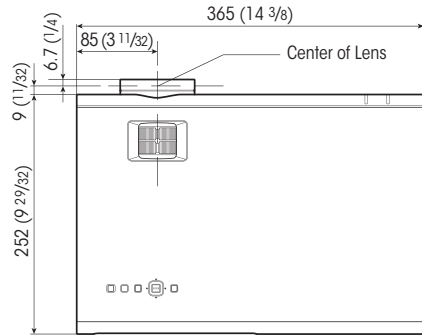
Unit: mm (inches)

Front

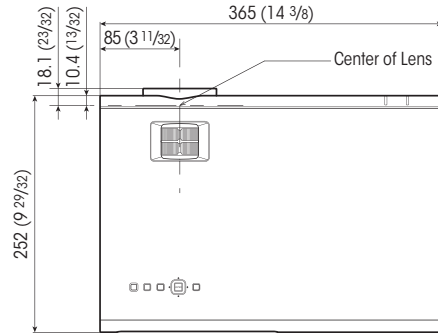


Top

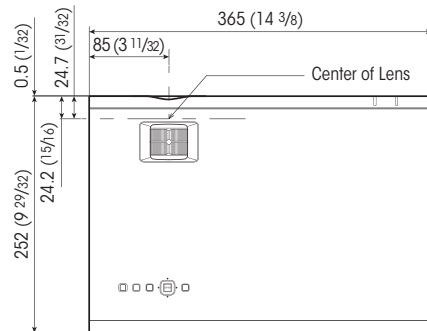
VPL-EW276



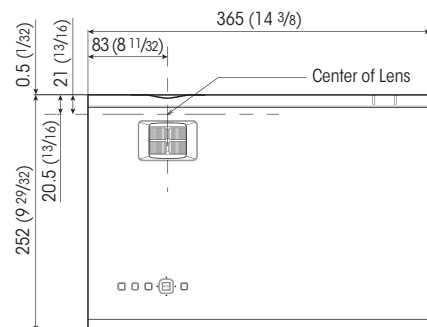
VPL-EW246 / VPL-EX276 / VPL-EX272 / VPL-EX246



VPL-EX226 / VPL-EX242 / VPL-EX226



VPL-EX222



SPECIFICATIONS

		VPL-EW276	VPL-EW246	VPL-EW226
Display system		3 LCD system		
Display device	Size of effective display area	0.75" (19 mm) x 3 BrightEra Aspect ratio: 16:10	0.59" (15 mm) x 3 BrightEra Aspect ratio: 16:10	
	Number of pixels	3,072,000 (1280 x 800 x 3) pixels		
Projection lens	Zoom	Optical: Manual (Approx. x 1.6)		Optical: Manual (Approx. x 1.3)
	Focus	Manual		
	Throw ratio	1.10:1 to 1.79:1	1.40:1 to 2.27:1	1.37:1 to 1.80:1
Light source	Ultra high pressure mercury lamp 210 W type			
Recommended lamp replacement time* ¹	3000 H / 5000 H / 7000 H (Lamp mode: High / Standard / Low)			
Filter cleaning cycle* ¹	Max. 7000 H, Same time as the lamp replacement is recommended			
Screen size	30" to 300" (0.76 m to 7.62 m)			
Light output (Lamp mode: High / Standard / Low)	3700 lm / 2800 lm ² / 2100 lm ²	3100 lm / 2000 lm ² / 1600 lm ²	2600 lm / 1900 lm ² / 1500 lm ²	
Color light output (Lamp mode: High / Standard / Low)	3700 lm / 2800 lm ² / 2100 lm ²	3100 lm / 2000 lm ² / 1600 lm ²	2600 lm / 1900 lm ² / 1500 lm ²	
Contrast ratio (full white / full black)* ³	3000:1			
Displayable scanning frequency	Horizontal	14 kHz to 93 kHz		
	Vertical	47 Hz to 93 Hz		
Display resolution	Computer signal input	Maximum display resolution: UXGA 1600 x 1200 dots ⁴		
	Video signal input	Panel display resolution: 1280 x 800 dots NTSC, PAL, SECAM, 480/60i, 576/50i, 480/60p, 576/50p, 720/60p, 720/50p, 1080/60i, 1080/50i, 1080/60p, 1080/50p		
Color system	NTSC3.58, PAL, SECAM, NTSC4.43, PAL-M, PAL-N			
Keystone correction	Vertical: Max. +/- 20 degrees			
OSD language	24-languages (English, Dutch, French, Italian, German, Spanish, Portuguese, Turkish, Polish, Russian, Swedish, Norwegian, Japanese, Simplified Chinese, Traditional Chinese, Korean, Thai, Vietnamese, Arabic, Farsi, Finnish, Indonesian, Hungarian, Greek)			
Computer and video signal input/output	INPUT A	RGB / Y Pb Pr input connector: Mini D-sub 15-pin (female), Audio input connector: Stereo mini jack		
	INPUT B	RGB input connector: Mini D-sub 15-pin (female), Audio input connector: Stereo mini jack		
	INPUT C	HDMI input connector: HDMI 19-pin, HDCP support Audio input connector: HDMI audio support		
	S VIDEO IN	S video input connector: Mini DIN 4-pin, Audio input connector: Pin jack (x2) (shared with VIDEO IN)		
	VIDEO IN	Video input connector: Pin jack, Audio input connector: Pin jack (x2) (shared with S VIDEO IN)		
	OUTPUT	Monitor output connector ⁵ : Mini D-sub 15-pin (female), Audio output connector ⁶ : Stereo mini jack (variable out)		
	Control signal input/output, Others	RS-232C connector: D-sub 9-pin (male) LAN connector: RJ-45, 10BASE-T/100BASE-TX USB: Type-A, Type-B Microphone input: Mini jack		
Speaker	16 W x 1 (monaural)			
Operating temperature (Operating humidity)	0°C to 40°C / 32°F to 104°F (35% to 85%; no condensation)			
Storage temperature (Storage humidity)	-20°C to +60°C / -4°F to +140°F (10% to 90%)			
Power requirements	AC 100 to 240 V, 3.1 A to 1.3 A, 50 Hz / 60 Hz	AC 100 V to 240 V, 3.2 A to 1.3 A, 50 Hz / 60 Hz	AC 100 to 240 V, 2.9 A to 1.2 A, 50 Hz / 60 Hz	
Power consumption (Lamp mode: High / Standard / Low)	AC 100 V to 120 V	303 W / 256 W ² / 226 W ²	311 W / 255 W ² / 226 W ²	287 W / 251 W ² / 228 W ²
	AC 220 V to 240 V	294 W / 247 W ² / 218 W ²	299 W / 246 W ² / 218 W ²	277 W / 242 W ² / 218 W ²
Standby mode power consumption (Standby mode: Standard / Low)	AC 100 V to 120 V	5.9 W / 0.5 W		
	AC 220 V to 240 V	5.9 W / 0.5 W		
Heat dissipation	AC 100 V to 120 V	1034 BTU	1061 BTU	980 BTU
	AC 220 V to 240 V	1003 BTU	1020 BTU	945 BTU
Outside dimensions	W 365 x H 96.2 x D 252 mm (W 14 3/8 x H 3 25/32 x D 9 29/32 inches) (without protrusions)			
Mass	4.1 kg / 9 lb 1 oz	3.9 kg / 8 lb 9 oz	3.9 kg / 8 lb 8 oz	
Supplied accessories	RM-PJ8 Remote Commander (1), Lithium battery: CR2025 (1), AC Power Cord (1), Operating Instructions (CD-ROM) (1), Quick Reference Manual (1), Mini D-sub 15-pin cable (1), Projector Station for Network Presentation application (CD-ROM) (1)			
Replacement lamp	LMP-E212			

¹ The figures are the expected maintenance time and not guaranteed. They will depend on the environment or how the projector is used.

² The values are estimate.

³ This value is average.

⁴ Available for the VESA Reduced Blanking signal.

⁵ Not available in standby. From INPUT A and INPUT B.

⁶ Works as an audio switcher function. Output from a selected channel; not available in standby.

SPECIFICATIONS

		VPL-EX276	VPL-EX246	VPL-EX226
Display system		3 LCD system		
Display device	Size of effective display area	0.63" (16 mm) x 3 BrightEra Aspect ratio: 4:3		
	Number of pixels	2,359,296 (1024 x 768 x 3) pixels		
Projection lens	Zoom	Optical: Manual (Approx. x 1.6)		Optical: Manual (Approx. x 1.3)
	Focus	Manual		
	Throw ratio	1.40:1 to 2.27:1		1.37:1 to 1.80:1
Light source	Ultra high pressure mercury lamp 210 W type			
Recommended lamp replacement time* ¹	3000 H / 5000 H / 7000 H (Lamp mode: High / Standard / Low)			
Filter cleaning cycle* ¹	Max. 7000 H, Same time as the lamp replacement is recommended			
Screen size	30" to 300" (0.76 m to 7.62 m)			
Light output (Lamp mode: High / Standard / Low)	3700 lm / 2700 lm ² / 2100 lm ²	3200 lm / 2200 lm ² / 1700 lm ²	2700 lm / 2100 lm ² / 1600 lm ²	
Color light output (Lamp mode: High / Standard / Low)	3700 lm / 2700 lm ² / 2100 lm ²	3200 lm / 2200 lm ² / 1700 lm ²	2700 lm / 2100 lm ² / 1600 lm ²	
Contrast ratio (full white / full black)* ³	3000:1			
Displayable scanning frequency	Horizontal	14 kHz to 93 kHz		
	Vertical	47 Hz to 93 Hz		
Display resolution	Computer signal input	Maximum display resolution: UXGA 1600 x 1200 dots ⁴		
	Video signal input	Panel display resolution: 1024 x 768 dots NTSC, PAL, SECAM, 480/60i, 576/50i, 480/60p, 576/50p, 720/60p, 720/50p, 1080/60i, 1080/50i, 1080/60p, 1080/50p		
Color system	NTSC3.58, PAL, SECAM, NTSC4.43, PAL-M, PAL-N			
Keystone correction	Vertical: Max. +/- 30 degrees			
OSD language	24-languages (English, Dutch, French, Italian, German, Spanish, Portuguese, Turkish, Polish, Russian, Swedish, Norwegian, Japanese, Simplified Chinese, Traditional Chinese, Korean, Thai, Vietnamese, Arabic, Farsi, Finnish, Indonesian, Hungarian, Greek)			
Computer and video signal input/output	INPUT A	RGB / Y Pb Pr input connector: Mini D-sub 15-pin (female), Audio input connector: Stereo mini jack		
	INPUT B	RGB input connector: Mini D-sub 15-pin (female), Audio input connector: Stereo mini jack		
	INPUT C	HDMI input connector: HDMI 1.9-pin, HDCP support Audio input connector: HDMI audio support		
	S VIDEO IN	S video input connector: Mini DIN 4-pin, Audio input connector: Pin jack (x2) (shared with VIDEO IN)		
	VIDEO IN	Video input connector: Pin jack, Audio input connector: Pin jack (x2) (shared with S VIDEO IN)		
	OUTPUT	Monitor output connector ⁵ : Mini D-sub 15-pin (female), Audio output connector ⁶ : Stereo mini jack (variable out)		
Control signal input/output, Others	RS-232C connector: D-sub 9-pin (male) LAN connector: RJ-45, 10BASE-T/100BASE-TX USB: Type-A, Type-B Microphone input: Mini jack			
Speaker	16 W x 1 (monaural)			
Operating temperature (Operating humidity)	0°C to 40°C / 32°F to 104°F (35% to 85%; no condensation)			
Storage temperature (Storage humidity)	-20°C to +60°C / -4°F to +140°F (10% to 90%)			
Power requirements	AC 100 to 240 V, 3.1 A to 1.3 A, 50 Hz / 60 Hz	AC 100 V to 240 V, 3.2 A to 1.3 A, 50 Hz / 60 Hz	AC 100 to 240 V, 3.0 A to 1.2 A, 50 Hz / 60 Hz	
Power consumption (Lamp mode: High / Standard / Low)	AC 100 V to 120 V	306 W / 256 W ² / 226 W ²	315 W / 254 W ² / 225 W ²	293 W / 257 W ² / 228 W ²
	AC 220 V to 240 V	298 W / 249 W ² / 220 W ²	305 W / 248 W ² / 220 W ²	285 W / 250 W ² / 222 W ²
Standby mode power consumption (Standby mode: Standard / Low)	AC 100 V to 120 V	5.9 W / 0.5 W		
	AC 220 V to 240 V	5.9 W / 0.5 W		
Heat dissipation	AC 100 V to 120 V	1044 BTU	1075 BTU	1000 BTU
	AC 220 V to 240 V	1017 BTU	1041 BTU	973 BTU
Outside dimensions	W 365 x H 96.2 x D 252 mm (W 14 3/8 x H 3 25/32 x D 9 29/32 inches) (without protrusions)			
Mass	4 kg / 8 lb 11 oz			3.9 kg / 8 lb 8 oz
Supplied accessories	RM-PJ8 Remote Commander (1), Lithium battery: CR2025 (1), AC Power Cord (1), Operating Instructions (CD-ROM) (1), Quick Reference Manual (1), Mini D-sub 15-pin cable (1), Projector Station for Network Presentation application (CD-ROM) (1)			
Replacement lamp	LMP-E212			

*¹ The figures are the expected maintenance time and not guaranteed. They will depend on the environment or how the projector is used.

*² The values are estimate.

*³ This value is average.

*⁴ Available for the VESA Reduced Blanking signal.

*⁵ Not available in standby. From INPUT A and INPUT B.

*⁶ Works as an audio switcher function. Output from a selected channel; not available in standby.

SPECIFICATIONS

		VPL-EX272	VPL-EX242	VPL-EX222
Display system		3 LCD system		
Display device	Size of effective display area	0.63" (16 mm) x 3 BrightEra Aspect ratio: 4:3		
	Number of pixels	2,359,296 (1024 x 768 x 3) pixels		
Projection lens	Zoom	Optical: Manual (Approx. x 1.6)	Optical: Manual (Approx. x 1.3)	Optical: Manual (Approx. x 1.2)
	Focus	Manual		
	Throw ratio	1.40:1 to 2.27:1	1.37:1 to 1.80:1	1.47:1 to 1.77:1
Light source		Ultra high pressure mercury lamp 210 W type		
Recommended lamp replacement time* ¹		3000 H / 5000 H / 7000 H (Lamp mode: High / Standard / Low)		
Filter cleaning cycle* ¹		Max. 7000 H, Same time as the lamp replacement is recommended		
Screen size		30" to 300" (0.76 m to 7.62 m)		
Light output (Lamp mode: High / Standard / Low)		3700 lm / 2700 lm ² / 2100 lm ²	3200 lm / 2200 lm ² / 1700 lm ²	2700 lm / 2100 lm ² / 1600 lm ²
Color light output (Lamp mode: High / Standard / Low)		3700 lm / 2700 lm ² / 2100 lm ²	3200 lm / 2200 lm ² / 1700 lm ²	2700 lm / 2100 lm ² / 1600 lm ²
Contrast ratio (full white / full black)* ³		3000:1		
Displayable scanning frequency	Horizontal	14 kHz to 93 kHz		
	Vertical	47 Hz to 93 Hz		
Display resolution	Computer signal input	Maximdm display resolution: UXGA 1600 x 1200 dots* Panel display resolution: 1024 x 768 dots		
	Video signal input	NTSC, PAL, SECAM, 480/60i, 576/50i, 480/60p, 576/50p, 720/60p, 720/50p, 1080/60i, 1080/50i, 1080/60p, 1080/50p		
Color system		NTSC3.58, PAL, SECAM, NTSC4.43, PAL-M, PAL-N		
Keystone correction		Vertical: Max. +/- 30 degrees		
OSD language		24-languages (English, Dutch, French, Italian, German, Spanish, Portuguese, Turkish, Polish, Russian, Swedish, Norwegian, Japanese, Simplified Chinese, Traditional Chinese, Korean, Thai, Vietnamese, Arabic, Farsi, Finnish, Indonesian, Hungarian, Greek)		
Computer and video signal input/output	INPUT A	RGB / Y Pb Pr input connector: Mini D-sub 15-pin (female)		
	INPUT B	RGB input connector: Mini D-sub 15-pin (female)		
	INPUT C	HDMI input connector: HDMI 19-pin, HDCP support		
	S VIDEO IN	S video input connector: Mini DIN 4-pin		
	VIDEO IN	Video input connector: Pin jack		
	OUTPUT	Monitor output connector ² : Mini D-sub 15-pin (female)		
Control signal input/output, Others		RS-232C connector: D-sub 9-pin (male) LAN connector: RJ-45, 10BASE-T/100BASE-TX USB: Type-A, Type-B		
Operating temperature (Operating humidity)		0°C to 40°C / 32°F to 104°F (35% to 85%; no condensation)		
Storage temperature (Storage humidity)		-20°C to +60°C / -4°F to +140°F (10% to 90%)		
Power requirements		AC 100 to 240 V, 2.8 A to 1.2 A, 50 Hz / 60 Hz		AC 100 V to 240 V, 2.7 A to 1.2 A, 50 Hz / 60 Hz
Power consumption (Lamp mode: High / Standard / Low)	AC 100 V to 120 V	276 W / 225 W ² / 196 W ²	273 W / 224 W ² / 194 W ²	268 W / 224 W ² / 194 W ²
	AC 220 V to 240 V	268 W / 218 W ² / 189 W ²	265 W / 216 W ² / 188 W ²	261 W / 216 W ² / 188 W ²
Standby mode power consumption (Standby mode: Standard / Low)	AC 100 V to 120 V	5.9 W / 0.5 W		
	AC 220 V to 240 V	5.9 W / 0.5 W		
Heat dissipation	AC 100 V to 120 V	942 BTU	932 BTU	915 BTU
	AC 220 V to 240 V	915 BTU	904 BTU	891 BTU
Outside dimensions		W 365 x H 96.2 x D 252 mm (W 14 3/8 x H 3 25/32 x D 9 29/32 inches) (without protrusions)		
Mass		3.8 kg / 8 lb 6 oz		3.8 kg / 8 lb 4 oz
Supplied accessories		RM-PJ8 Remote Commander (1), Lithium battery: CR2025 (1), AC Power Cord (1), Operating Instructions (CD-ROM) (1), Quick Reference Manual (1), Mini D-sub 15-pin cable (1), Projector Station for Network Presentation application (CD-ROM) (1)		
Replacement lamp		LMP-E212		

*¹ The figures are the expected maintenance time and not guaranteed. They will depend on the environment or how the projector is used.

*² The values are estimate.

*³ This value is average.

*⁴ Available for the VESA Reduced Blanking signal.

*⁵ Not available in standby. From INPUT A and INPUT B.

Q Can these new models work with network presentation?

A Yes, presentations can be projected from any PC on the network – whether connected via LAN cable or wirelessly. *¹ Up to four users can project PC images simultaneously and up to eight users*² can connect on one projector.

Q Can these new models work with mobile devices?

A Yes, present wirelessly from your tablet device or smart phone with a VueMagic™ Mobile Presenter, a software developed by Pixelworks, Inc.*³

Q Why the new models are more energy saving?

A They come with these energy efficient features :

- ✓ **Eco Mode Key**
Users can easily select power-saving Eco Modes. The most energy-efficient mode is accessible through a single button-push and further adjustments are available through an easily understood menu system.
- ✓ **ECO Lamp Dimming**
Reduce power consumption without user detection or after a user pre-set time, reduce brightness and power consumption up to 30% power usage for ultimate power eco saving.
- ✓ **Auto Dimming Mode**
Adjust brightness depending on picture. The darker the picture, the less energy used by the lamp. (Max 70% Lamp power reduction based on image).

- ✓ **ECO Picture Mute – (Instant off / Instant On)**
New Picture Mute reduced power consumption down to 30% power usage, saving cost and lamp hours. No need to power complete off and turn back on that does increase power consumption and time consuming.

- ✓ **Eco Gauge**
At time of projector shut down an ECO achievement indication (gauge) appears to show the user how well they have used their projector. The more Eco features used, the better the ECO green leaf mark. (Calculated by use of Eco Functions and actual lamp wattage)

Q What technology prolongs the lifespan of your projectors?

A In the latest lamp technology, the new driving scheme reduces gap expansion that reduces brightness gradation and a new cooling system allows uniformity in the temperature of the glass bulb which prevents the glass from clouding. Hence delivering an extremely long lamp replacement time of 7000 hours*⁴, which is highest in its category. If your projector is in storage, please turn it on every month for 20 minutes to prolong the life span of your unit.

Q How to select correct projector for existing room size?

A Sony has developed an interactive tool – 'Projector Simulator' that helps you determine which projector is suitable. This tool is available in Google Play and iTunes App Store.



Search for "sony projection simulator" in Google Play



Search for "sony projection simulator" in iTunes App Store

*¹ IFU-WLM3 dongle is required as an optional accessory.

*² Up to seven users for wireless.

*³ VueMagic™ is a registered trademark of Pixelworks, Inc.

*⁴ Approximate recommended period in low mode.